



*Please note*

Please get in touch for the latest glass designs and availability.

**DISTINCTION  
DOORS**



# CONTENTS

Colour Palette	04-05
Why us?	06-07
nxt-gen	08-23
Elegance Arch	26-27
Rustic Renown Collection	28-33
Solid Doors	34-35
NEW 3 Quarter Lite	36-37
Stable Doors	38-39
Quarter Glazed Doors	40-41
Infinity Collection	42-45
Venture Collection	46-49
Esprit	50-59
Little Extras Care & Maintenance	60-61
Full Door Range & Colour Guide	62-65
Higher Spec As Standard	66-67

Design your bespoke door with our door-designer platform at: <https://www.framepress.co.uk/composite-doors/composite-door-designer/>



*Please note,*  
door and glass colours shown should be used for guidance only as the limitations in photographic and printing processes may mean that colours of products vary from those illustrated



C07L | Distinction Black Brown | Breeze



Distinction  
Light Grey



Duck Egg  
BS 16 C 33



Distinction  
Pebble Grey



Porcelain Blue  
BS 20 C 33



Turquoise Blue  
RAL 5018



Distinction  
Agate Grey



Distant Blue  
RAL 5023



Pale Green  
RAL 6021



Distinction  
Grey



Ultramarine Blue  
RAL 5002



Leaf Green  
RAL 6002



Distinction  
Buckingham Grey



Distinction  
Steel Blue



Distinction  
Basalt Grey



Distinction  
Slate Grey



Distinction  
Cream White



Honey Beige  
BS 08 B 17



Colza Yellow  
RAL 1021



Ruby Red  
RAL 3003



Traffic Red  
RAL 3020



Telemagenta  
RAL 4010



Purple Violet  
RAL 4007



Distinction  
Wine Red



Distinction  
Black Brown

# MAKE AN *entrance*

Colour is one of the most important factors when choosing your new front door. To complement your home our low-maintenance colour finish is designed to stay looking good year after year, both on the inside and outside. Our range of colours, styles and glass options will make your door truly unique.

## STAINS

### STANDARD



Black



Gold Oak



White



Rosewood



Blue



*Premium*  
Distinction Anthracite Grey



Green



Red



Distinction Chartwell

*Bespoke*

For full colour availability per door style, see the Full Door Range & Colour Guide page. Any RAL/BS colour has an extended lead time and extra charges will apply.

Important note: due to the nature of the process together with the different materials/substrates relative to the door skins, glazing cassettes, door frame and Renolit foil film then colour shade and gloss level variation will inevitably occur from one another. If you are matching the door to a Renolit foil film frame, variation may occur and we cannot be held responsible if the colours do not match. If you are unsure about a colour match, please request a physical swatch sample from your supplier.

# Why US?



## UNPARALLELED SECURITY

Our GRP composite doors offer enhanced security thanks to its rigid polymer sub-frame, high density insulated foam core and high impact resistant GRP skin.



## STUNNING AESTHETICS

The woodgrain finish on our doors is developed from oak tree grain. You'll also find the same woodgrain effect and moulding design on the slim glazing cassette, giving a seamless and authentic finish.



## LOW MAINTENANCE

Everything about our GRP composite door is designed to be easy to maintain - simply wipe clean with warm soapy water.



## THERMAL EFFICIENCY

The most energy efficient composite door on the market. 19% more thermally efficient than a 48mm solid timber core composite door and 17% more thermally efficient than a 44mm timber panelled door.



## SUPERB SOUND INSULATION

With a weighted noise reduction of 31 decibels it means you can be sure your new door will keep outside noise to a minimum.



## EXCEPTIONAL DURABILITY

High impact resistant glass reinforced polyester (GRP) skin that will maintain its pristine appearance.



## TRIPLE GLAZED GLASS

Our triple glazed, laminated as standard insulated 24mm glass units encapsulate the decorative glazing between two panes of clear glass, protecting it and making it easy to keep clean.



## EXCELLENT WEATHERPROOFING

With water resistant polymer composite rails, our doors will keep the weather at bay and will stay looking great for longer.



Secured by Design



Official Police Security Initiative

*Tried, tested and trusted...*

## HIGH SECURITY COMPOSITE DOORS

We believe that everyone should feel safe and secure in their home, that is why our products are Secured by Design (SBD) accredited.

Secured by Design is a widely respected and long-established official police security initiative operated by the UK Police Service.

It provides a recognised standard for all security products which can deter and reduce crime, and help people live more safely.

Our SBD accredited products\*\* have been rigorously tested by a United Kingdom Accreditation Service (UKAS) accredited independent, third-party certification body and meet the security requirements of the SBD Police Preferred Specification.

For more information, please visit <https://www.framepress.co.uk/secured-by-design/>.

Introducing


# nxt-gen...

Whilst we feel the choice and quality of our doors are unparalleled; we are constantly striving to raise the bar, to improve our products and to give our customers more.

This can be seen very clearly in this addition to our range. It's called nxt-gen and for a very good reason.

The range features our latest innovation where the flush-fitted innerframe sits level with the moulding to give sleek lines and a finish which is unsurpassed.

Symmetry and balance are also very much key elements as we want you to look at your door and feel it is perfect in every way.



**nxt-gen**  
next-generation

## What makes our nxt-gen door *exceptional?*

- ✓ Incomparable security features
- ✓ Remarkable durability
- ✓ Low maintenance
- ✓ Excellent weatherproofing
- ✓ Superb sound insulation
- ✓ Stunning aesthetics
- ✓ Excellent thermal efficiency




**ESTEEM**



**ANDORRA**  
ZINC OR  
BRASS  
CAMING



**ASPEN**



**EDWARDIAN**



**KARA**  
ZINC OR  
BRASS  
CAMING\*



**LUNNA**



**MONZA**



**PALMA**



**SAVANA**



**SCOTIA**  
ZINC OR  
BRASS  
CAMING



**SIERRA**



**TRIESTE**



**VALENTIA**

ALTERNATE  
SIGNATURE  
DESIGNS

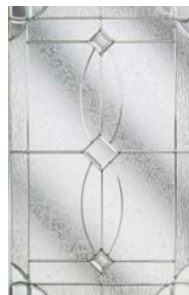


\* Kara Colour available in Zinc only.


Colours shown should be used for guidance only as the limitations in the printing process may mean that colours vary from those illustrated



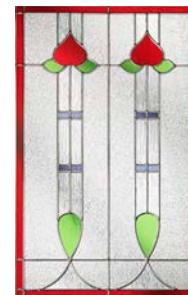
**ELEGANCE**



**ANDORRA**  
ZINC OR BRASS  
CAMING




**ASPEN**



**EDWARDIAN**



**KARA**  
ZINC OR BRASS  
CAMING\*



**LUNNA**



**MONZA**



**PALMA**



**SAVANA**



**SCOTIA**  
ZINC OR BRASS  
CAMING



**SIERRA**



**TRIESTE**



**VALENTIA**



Team the RE05 with a Mini Blind to create the perfect back door.\*\*

\* Kara Colour available in Zinc only.

Colours shown should be used for guidance only as the limitations in the printing process may mean that colours vary from those illustrated.  
\*\*Please note RE05 is not part of the next-gen range.

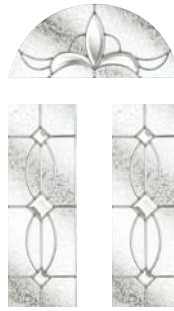
ELEGANCE

**nxt-gen**  
next-generation


Standard White | Mini Blind



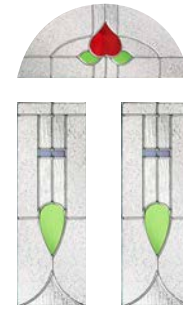
**ECLAT**



**ANDORRA**  
ZINC OR BRASS  
CAMING



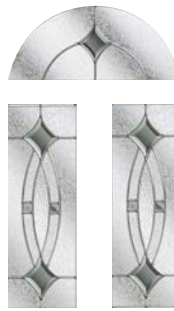
**ASPEN**



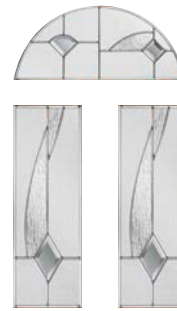
**EDWARDIAN**




**KARA**  
ZINC OR BRASS  
CAMING\*




**LUNNA**




**MONZA**



**PALMA**




**SAVANA**




**SCOTIA**  
ZINC OR BRASS  
CAMING



**SIERRA**



**TRIESTE**



**VALENTIA**

\* Kara Colour available in Zinc only.

Colours shown should be used for guidance only as the limitations in the printing process may mean that colours vary from those illustrated



**ECLAT ARCH**



**ANDORRA**  
ZINC OR BRASS CAMING



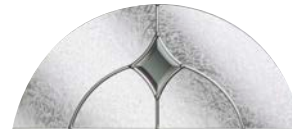
**ASPEN**



**EDWARDIAN**



**KARA**  
ZINC OR BRASS CAMING\*



**LUNNA**



**MONZA**



**PALMA**



**SAVANA**



**SCOTIA**  
ZINC OR BRASS CAMING



**SIERRA**



**TRIESTE**



**VALENTIA**

ALTERNATE  
SIGNATURE  
DESIGN




ECLAT  
ARCH WITH  
GRID



\* Kara Colour available in Zinc only.

Colours shown should be used for guidance only as the limitations in the printing process may mean that colours vary from those illustrated

CLASSICAL HALF GLAZED



**ANDORRA**  
ZINC OR BRASS  
CAMING



**ASPEN**



**EDWARDIAN**



**KARA**  
ZINC OR BRASS  
CAMING\*



**LUNNA**



**MONZA**




**PALMA**



**SAVANA**



**SCOTIA**  
ZINC OR BRASS  
CAMING



**SIERRA**



**TRIESTE**



**VALENTIA**

\* Kara Colour available in Zinc only.


Colours shown should be used for guidance only as the limitations in the printing process may mean that colours vary from those illustrated



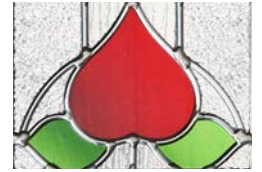
**CLASSICAL**



**ANDORRA**  
ZINC OR BRASS  
CAMING



**ASPEN**



**EDWARDIAN**



**KARA**  
ZINC OR BRASS  
CAMING\*



**LUNNA**



**MONZA**



**PALMA**



**SAVANA**



**SCOTIA**  
ZINC OR BRASS  
CAMING



**SIERRA**



**TRIESTE**



**VALENTIA**

DESIGN YOUR  
DREAM DOOR AT  
[FRAMEXPRESS.CO.UK/COMPOSITE-DOORS/  
COMPOSITE-DOOR-DESIGNER](http://FRAMEXPRESS.CO.UK/COMPOSITE-DOORS/COMPOSITE-DOOR-DESIGNER)



\* Kara Colour available in Zinc only.


Colours shown should be used for guidance only as the limitations in the printing process may mean that colours vary from those illustrated

New


CRAFTSMAN



ASPEN



EDWARDIAN



KARA BRASS



MONZA



PALMA

CRAFTSMAN

nxt-gen

Distinction White | Kara Brass


Available in White, Distinction Anthracite Grey & Bespoke colours only.  
Kara Zinc or Colour not available.

Colours shown should be used for guidance only as the limitations in the printing process may mean that colours vary from those illustrated



## SIGNATURE DOORS

Our Signature doors feature our projected glazing cassette.



### IN THE RANGE;

ELEGANCE ARCH • RUSTIC  
RENOWN • SOLID • 3 QUARTER  
LITE • STABLE • QUARTER  
GLAZED • ESPRIT • INFINITY  
COLLECTION

With over

*4 million*

Distinction doors sold to  
date, our doors are the

*best you can buy!*



# What makes our door *exceptional?*

- ✓ INCOMPARABLE SECURITY FEATURES
- ✓ REMARKABLE DURABILITY
- ✓ LOW MAINTENANCE
- ✓ EXCELLENT WEATHER PROOFING
- ✓ SUPERB SOUND INSULATION
- ✓ STUNNING AESTHETICS
- ✓ EXCELLENT THERMAL EFFICIENCY

Distinction Basalt Grey | Andorra Zinc



Distinction Light Grey | Monza


ELEGANCE ARCH



**ANDORRA**  
ZINC OR BRASS  
CAMING



**ASPEN**



**EDWARDIAN**



**KARA**  
ZINC OR BRASS  
CAMING\*



**LUNNA**



**MONZA**



**PALMA**



**SAVANA**



**SCOTIA**  
ZINC OR BRASS  
CAMING




**SIERRA**



**TRIESTE**



**VALENTIA**



\* Kara Colour available in Zinc only.

Colours shown should be used for guidance only as the limitations in the printing process may mean that colours vary from those illustrated



RAL 3020 Traffic Red | Kara Zinc

RUSTIC RENOWN



**ANDORRA**  
ZINC OR BRASS  
CAMING



**ASPEN**



**EDWARDIAN**



**KARA**  
ZINC OR BRASS  
CAMING\*



**LUNNA**



**MONZA**



**PALMA**



**SAVANA**



**SCOTIA**  
ZINC OR BRASS  
CAMING



**SIERRA**



**TRIESTE**



**VALENTIA**

DESIGN YOUR  
DREAM DOOR AT  
[FRAMEXPRESS.CO.UK/COMPOSITE-DOORS/  
COMPOSITE-DOOR-DESIGNER](http://FRAMEXPRESS.CO.UK/COMPOSITE-DOORS/COMPOSITE-DOOR-DESIGNER)



\* Kara Colour available in Zinc only.

Colours shown should be used for guidance only as the limitations in the printing process may mean that colours vary from those illustrated




Distinction Basalt Grey | Andorra Zinc glass


RUSTIC RENOWN DIAMOND



**ANDORRA**  
ZINC OR BRASS  
CAMING




**ASPEN**



**EDWARDIAN**



**KARA**  
ZINC OR BRASS  
CAMING\*



**LUNNA**




**MONZA**



**PALMA**



**SAVANA**



**SCOTIA**  
ZINC OR BRASS  
CAMING



**SIERRA**



**TRIESTE**



**VALENTIA**



\* Kara Colour available in Zinc only.

Colours shown should be used for guidance only as the limitations in the printing process may mean that colours vary from those illustrated






RUSTIC RENOWN TOP

Distinction Chartwell | Sierra


## RUSTIC RENOWN TOP




**ANDORRA**  
ZINC OR BRASS  
CAMING




**ASPEN**



**KARA**  
ZINC OR BRASS  
CAMING\*



**LUNNA**



**PALMA**



**SCOTIA**  
ZINC OR BRASS  
CAMING



**SIERRA**



**TRIESTE**

\* Kara Colour available in Zinc only.

Colours shown should be used for guidance only as the limitations in the printing process may mean that colours vary from those illustrated



6 Panel | Distinction Anthracite Grey

### SOLID DOORS



6 PANEL



COTTAGE



RETAIL COTTAGE



4 PANEL NEW ENGLAND



FLUSH

AVAILABLE IN WHITE, BLACK AND ANTHRACITE GREY. BESPOKE COLOURS AVAILABLE ON REQUEST.

New



Distinction Black | Kara

### NEW 3 QUARTER LITE

The 3 Quarter Lite features a beautiful large glazing aperture making it a truly unique front door option.



KARA ZINC



MONZA



PALMA

### What makes our door *exceptional*?

- ✓ INCOMPARABLE SECURITY FEATURES
- ✓ REMARKABLE DURABILITY
- ✓ LOW MAINTENANCE
- ✓ EXCELLENT WEATHER PROOFING
- ✓ SUPERB SOUND INSULATION
- ✓ STUNNING AESTHETICS
- ✓ EXCELLENT THERMAL EFFICIENCY

Kara Brass or Colour not available.

Colours shown should be used for guidance only as the limitations in the printing process may mean that colours vary from those illustrated

3 QUARTER LITE



Stable Quarter RES05 | Standard Black | Mini Blind\*

## STABLE DOORS



The Diamond glazing panel adds elegance to this traditional design.

Visit page 31 for glass options.



A door style that combines style and practicality, whilst giving your front or back door a look of real class.

Visit page 29 for glass options.



A small glazing panel to give privacy, which can be opened up to create a large aperture - giving the best of both worlds.

Visit page 33 for glass options.



Our latest stable door style features a larger aperture. It's the perfect choice teamed with the Mini Blind.

See page 41 for glass options.

- The perfect choice for a back door
- Increases natural light and ventilation
- Choose different colour options for the inside and outside of your stable door
- Constructed to provide stability, security, and weather protection



\* Right hand mechanism only when viewed from the inside

Colours shown should be used for guidance only as the limitations in the printing process may mean that colours vary from those illustrated

QUARTER GLAZED DOORS



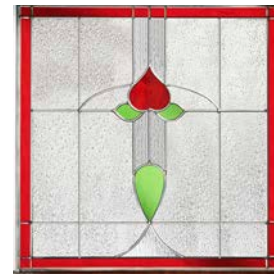
NEW ENGLAND QUARTER




ESC39



RR17




EDWARDIAN



KARA ZINC



MINI BLIND\*



CLEAR



DD-COTS



DD-STIP

New England Quarter | Distinction Pebble Grey | Edwardian

YOU CAN CHOOSE A DIFFERENT COLOUR FOR THE INTERNAL AND EXTERNAL SIDE OF YOUR DOOR\*

\* Right hand mechanism only when viewed from the inside. \*Charges may apply. Kara Brass or Colour not available.

Colours shown should be used for guidance only as the limitations in the printing process may mean that colours vary from those illustrated



**GD01 | Distinction Buckingham Grey**

## INFINITY COLLECTION

Our Infinity Collection is an addition to our already popular contemporary Esprit range. These on-trend grooved door styles will make a statement on your home.



**GD02**  
LEFT/CENTRE/RIGHT AVAILABLE




**GD03**



**GD04**  
LEFT/RIGHT AVAILABLE



**GD05**  
LEFT/RIGHT AVAILABLE



**GD05 Glass**  
more glass designs on page 33



**GD06**  
LEFT/CENTRE/RIGHT AVAILABLE

Colours shown should be used for guidance only as the limitations in the printing process may mean that colours vary from those illustrated



GD08 (Left/centre/Right Available)  
RAL 5023 Distant Blue | Lunna

# FIND MORE *glass options*

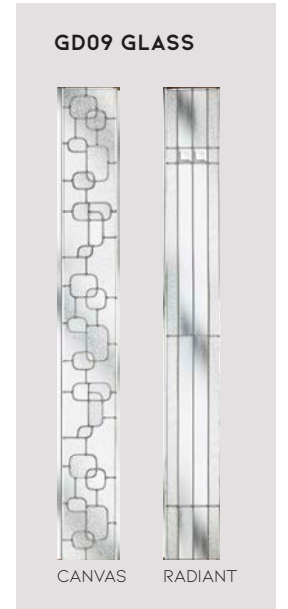
at [framexpress.co.uk/composite-doors/composite-door-designer](http://framexpress.co.uk/composite-doors/composite-door-designer)




GD07



GD09  
LEFT/CENTRE/RIGHT  
AVAILABLE



GD09 GLASS



CANVAS RADIANT



GD10  
LEFT/CENTRE/RIGHT  
AVAILABLE



GD10 GLASS



MONZA PALMA SAVANA SIERRA TRIESTE

more glass designs on page 11


Colours shown should be used for guidance only as the limitations in the printing process may mean that colours vary from those illustrated



C12 with Radiant glass  
Left, centre and right available

VENTURE COLLECTION


The new Venture Collection is available.  
The smooth, steel effect contemporary cassettes bring modern and continental flair.




C06  
LEFT, CENTRE AND  
RIGHT AVAILABLE



GD10  
LEFT, CENTRE AND  
RIGHT AVAILABLE



GD09  
LEFT, CENTRE AND  
RIGHT AVAILABLE



ASPEN LUNNA PALMA MONZA SAVANA VALENTIA CANVAS RADIANT

You can see more decorative glass options on our door designer -  
<https://www.frameexpress.co.uk/composite-doors/composite-door->

Colours shown should be used for guidance only as the limitations in the printing process may mean that colours vary from those illustrated





GD11 with Lunna glass

## VENTURE COLLECTION

The smooth, steel effect contemporary cassettes bring modern and continental flair.




**C09**  
LEFT, CENTRE AND  
RIGHT AVAILABLE



**GD08**  
LEFT, CENTRE AND  
RIGHT AVAILABLE



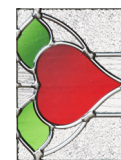
**C23**  
LEFT, CENTRE AND  
RIGHT AVAILABLE




**ASPEN**




**ANDORRA**  
ZINC OR BRASS  
CAGING



**EDWARDIAN**





**KARA**  
ZINC OR BRASS  
CAGING\*



**LUNNA**



**MONZA**



**SAVANA**



**PALMA**



**LUNNA**



**PALMA**



**TRIESTE**

\*KARA COLOUR AVAILABLE IN ZINC ONLY

You can see more decorative glass options on our door designer -  
<https://www.frameexpress.co.uk/composite-doors/composite-door-designer/>

Colours shown should be used for guidance only as the limitations in the printing process may mean that colours vary from those illustrated



Standard Black | Odessa




RAL 6002 Leaf Green | Canvas



C09

LEFT/CENTRE/RIGHT  
COTTAGE DESIGN AVAILABLE  
(REC09)



BLOOM



ODESSA



C12

LEFT/CENTRE/RIGHT. LETTERPLATE ONLY  
AVAILABLE WITH A DOOR HEIGHT OF  
1943MM OR ABOVE.



CANVAS



RADIANT



**C06**

LEFT/CENTRE/RIGHT  
AVAILABLE



**MONZA**




**LUNNA**



**PALMA**



**MONZA**



**LUNNA**



**PALMA**




**C18**

LEFT/CENTRE/RIGHT  
AVAILABLE





**ANDORRA**  
ZINC OR BRASS  
CAMING



**ASPEN**



**KARA**  
ZINC OR BRASS  
CAMING\* 



**LUNNA**



**MONZA**



**TRIESTE**



**C16**

LEFT/CENTRE/RIGHT  
AVAILABLE



**ASPEN**



**SIERRA**



**MONZA**



**TRIESTE**



**C23**

LEFT/CENTRE/RIGHT  
AVAILABLE



**ASPEN**



**PALMA**



**TRIESTE**



You can see more decorative glass options on our door designer -  
<https://www.framepress.co.uk/composite-doors/composite-door-designer/>

You can see more decorative glass options on our door designer -  
<https://www.framepress.co.uk/composite-doors/composite-door-designer/>


Colours shown should be used for guidance only as the limitations in the printing process may mean that colours vary from those illustrated




RAL 1021 Colza Yellow | Echo



RAL 5002 Ultramarine Blue | Nevis



**C17**  
LEFT/CENTRE/RIGHT AVAILABLE




**CUBIC**

**ECHO**



**C26**  
LEFT/CENTRE/RIGHT AVAILABLE



**MATRIX**

**NEVIS**

You can see more decorative glass options on our door designer - <https://www.frameexpress.co.uk/composite-doors/composite-door-designer/>


Colours shown should be used for guidance only as the limitations in the printing process may mean that colours vary from those illustrated



RAL 5023 Distant Blue | Glacier



Standard White | Eclipse



C07

LEFT/RIGHT AVAILABLE



BREEZE



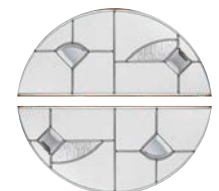
GLACIER




C25




ECLIPSE



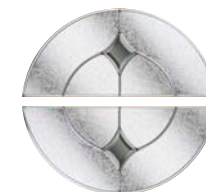
MONZA



TIDAL



TRIESTE



LUNNA



**RR09**  
LEFT/CENTRE/RIGHT



**ANDORRA**  
ZINC OR  
BRASS  
CAMING



**SCOTIA**  
ZINC OR  
BRASS  
CAMING



**VALENTIA**



**RR11**  
LEFT/CENTRE/RIGHT



**CANVAS**




**RADIANT**




**RR13**  
LEFT/CENTRE/RIGHT




**ANDORRA**  
ZINC OR BRASS  
CAMING



**LUNNA**



**PALMA**



**ASPEN**

LITTLE  
*extras*

### Frames

NEED A TOP  
LIGHT OR SIDE  
LIGHT?

### Side Panels

AVAILABLE  
IN VARIOUS  
DESIGNS.  
NOT AVAILABLE IN  
NEX-GEN

### Rain Deflector

MATCH YOUR RAIN DEFLECTOR TO THE  
SAME COLOUR AS YOUR DOOR FOR THAT  
PERFECT FINISHING TOUCH.

### Hardware

VARIOUS STYLES  
AND FINISHES  
AVAILABLE.

## Care and Maintenance

Your Framexpress GRP composite door has been designed to be easy to maintain.

To keep your door clean, prolong the life of the surface finish and protect your warranty, we recommend you wash it regularly using warm soapy water (washing up liquid is ideal) and a soft, lint-free cloth. If you live in a coastal area, in a heavily industrialised area or near a main road, you may need to clean your door more frequently.

**It is important that you DO NOT use any of the following on your door:**

- Abrasive cleaners or scouring pads
- Any type of bleach or solvent (e.g. white spirit, methylated spirit, cellulose thinners, acetone or nail varnish remover)
- Any type of adhesives or tack for providing temporary protection or fixing of seasonal or other decorations etc.
- High pressure or steam cleaners

## Door Construction

Every Framexpress GRP composite door is manufactured to the highest of standards to ensure it is strong, durable and secure. We have sold over four million doors to date, evidence of the quality and exacting specification we demand.

The door has a perimeter sub-frame of a solid, water-resistant polymer material, which is reinforced with Laminated Veneered Lumber (LVL). A thermoset GRP skin is bonded to this sub-frame and the core of the door is then filled with high density, 100% CFC-free polyurethane foam. Water resistant polymer composite rails protect the core from damage or water absorption and the high impact resistant thermoset GRP skin keeps your door looking great for longer!

The door's core is what makes it so thermally efficient and so good at reducing sound. In fact, it is the most thermally efficient door on the market, increasing your home's energy efficiency and saving you money on your energy bills.

## Technical Figures

A Framexpress GRP composite door has a wealth of facts and figures that prove its quality. The door:

- Reduces outdoor noise by an average of 31dB
- Achieves Global Warming Potential (GWP) score of less than 5
- Achieves Ozone Depletion Potential (ODP) score of zero

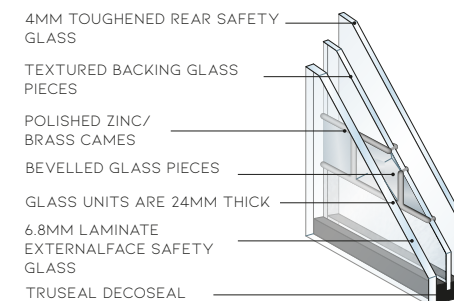
## Energy Efficiency

Doors were tested at the University of Salford's Energy House. This represents a typical Salford 1919 terraced house and its construction represents 21% of the UK's current housing stock.

The house has been reconstructed in a fully environmentally controllable chamber, in which climatic conditions can be maintained, varied, repeated and patterns monitored. For the test, the inside temperature of the Energy House was 25°C with an exterior temperature of 5°C.

## Decorative Glass

Construction example;

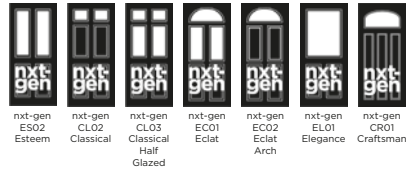


Features and benefits:

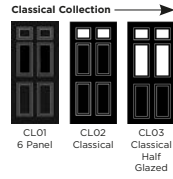
- Decorative triple glazing
- 24mm glass units for standard doors
- Protected from dust and weathering, easy to clean and stays looking good for longer
- Tested and CE marked
- 6.8mm glass laminated as standard
- Glass patterns may vary
- Slight bubbles, lines and surface imperfections are all characteristics of glass. They are not to be considered as defects as they add character to decorative glass.

Speak to your supplier for *more information!*

nxt-gen Door Collection



Signature Door Collection



Elegance Collection




Eclat Collection



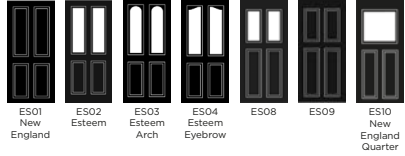
Esprit



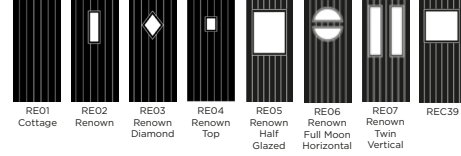
Prestige Collection



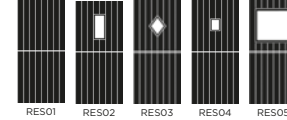
Esteem Collection



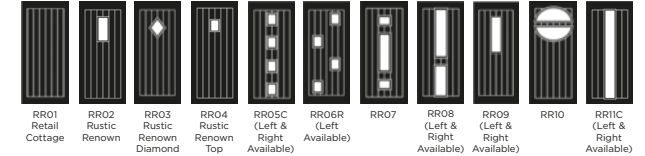
Renown Collection



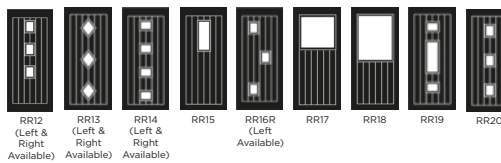
44mm Stable Door



Rustic Renown Collection



Rustic Renown Collection Continued

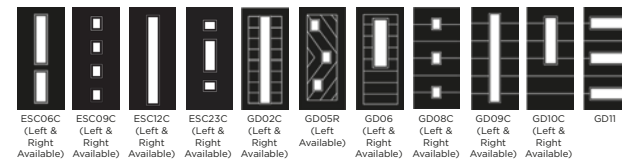


44mm Side



Contemporary Door Collection

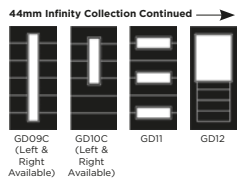
Venture Collection




44mm Infinity Collection



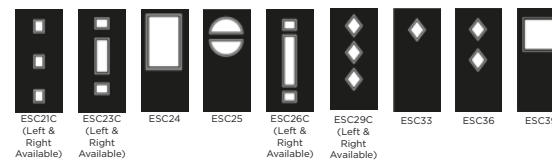
Contemporary Door Collection



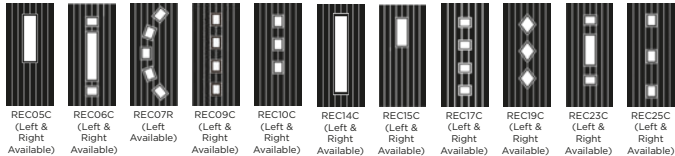
Contemporary Esprit Collection



Contemporary Esprit Collection Continued



Contemporary Esprit Renown Collection





# Colour Guide


	SIGNATURE	NXT-GEN*	COTTAGE	RUSTIC RENOWN	3 QUARTER LITE	STABLE	ESPRIT	ESPRIT RENOWN	VENTURE COLLECTION**	INFINITY	SIDEPANEL
<b>Black</b>	•	•	•	•		•	•	•	•		•
<b>White</b>	•	•*	•	•	•	•	•	•	•	•	•
<b>Red</b>	•	•				•	•		•		•
<b>Blue</b>	•	•				•	•		•		•
<b>Green</b>	•	•				•	•		•		
<b>Stains</b> (GOLD OAK AND ROSEWOOD)	•					•	•		•		•
<b>Distinction Anthracite Grey</b>	•	•*					•	•	•		•
<b>Distinction Chartwell</b>	•	•					•		•		
<b>Bespoke</b>	•	•*	•	•	•	•	•	•	•	•	•

\*nxt-gen Craftsman available in White, Distinction Anthracite Grey and Bespoke only

\*\*Venture doors could have standard colours on the inside if they pick a standard door colour or stain. Cassette can have one steel effect colour only on the internal and external face, not available in stains on infinity doors (only Esprit).



BLACK WHITE RED BLUE GREEN GOLD OAK



ROSEWOOD DISTINCTION ANTHRACITE GREY DISTINCTION CHARTWELL BESPOKE (SEE PAGE 4 FOR FULL RANGE)

## HIGHER SPEC AS STANDARD



- 1 17% MORE EFFICIENT THAN  
TIMBER-CORE DOORS
- 2 SBD COMPLIANT
- 3 INGENIOUS DUPLEX  
MULTIPOINT LOCK
- 4 3\* DIAMOND CYLINDER
- 5 £5K BREAK-IN GUARANTEE
- 6 DOC L COMPLIANT
- 7 PART M COMPLIANT  
(WITH LOW THRESHOLD OPTION)
- 8 RANGE OF DECORATIVE  
GLASS OPTIONS
- 9 24MM THICK
- 10 HANDLES IN A RANGE OF  
COLOURS & FINISHES
- 11 LETTERPLATES, SPYHOLES,  
NUMERALS & KNOCKERS IN A  
RANGE OF COLOURS & FINISHES

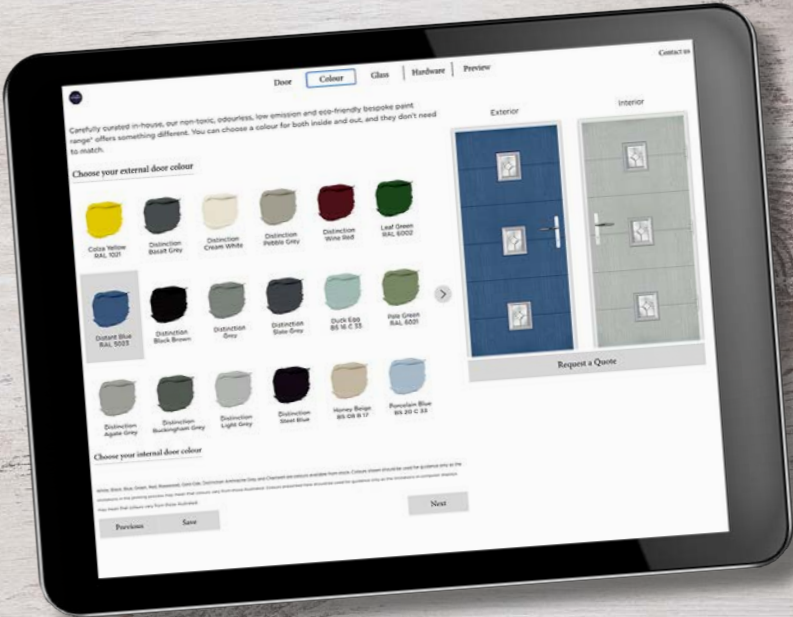


# DISTINCTION DOORS

NXT-GEN PATENT APPROVED. DOOR AND GLASS COLOURS SHOWN IN THIS BROCHURE SHOULD BE USED FOR GUIDANCE ONLY AS THE LIMITATIONS IN PHOTOGRAPHIC AND PRINTING PROCESSES MAY MEAN THAT COLOURS OF PRODUCTS VARY FROM THOSE ILLUSTRATED. ALL DOORS ARE PROVIDED WITH WHITE INTERNAL SKINS. AS STANDARD, BESPOKE COLOURED DOORS CAN BE PAINTED ON ONE OR BOTH SIDES.

ALL INFORMATION IN THIS PUBLICATION IS PROVIDED FOR GUIDANCE ONLY AND IS GIVEN IN GOOD FAITH. DISTINCTION DOORS RESERVE THE RIGHT TO ALTER SPECIFICATIONS WITHOUT PRIOR NOTICE. REPRODUCTION OF THIS BROCHURE IN WHOLE OR PART IS STRICTLY FORBIDDEN WITHOUT PRIOR WRITTEN CONSENT. ALL IMAGES ARE FOR ILLUSTRATION PURPOSES ONLY. PUBLISHED BY DISTINCTION DOORS 2023 V1.

Copyright © Distinction Doors 2023



# VISIT

# FRAMEXPRESS.CO.UK