

PVCu windows and doors
by Dorset Windows

HOME
SWEET
HOME



DorsetWindows^{Ltd}

Success Built on Recommendation

www.dorsetwindows.co.uk

Choosing your new windows

If you're reading this you've probably been thinking about investing in new windows (or doors) for quite a while. We'd like to suggest you don't rush at this stage. This is the time to make the right choices - before you commit.

Designing your windows

When you're exploring the idea of new windows, knowing a little about the available styles can help. There are no hard and fast rules, but certain styles definitely look more at home in some properties.

The windows you choose should complement the architecture of your home. That may mean that you don't want a like-for-like replacement.

Stroll around the area where you live. Look for properties where the windows add to the appearance of a home.

Note the colours that work well with the local building materials, it's possible to make almost any style or shape of window, in any size, and there's a vast choice of colour and finish.

Rules, Regs & Planning Permission

You don't normally need planning permission for replacement windows, but if you're in a conservation area or your property is listed, there may be restrictions on what type or style of window you can have. Check with your local authority for advice if you're not sure.

If you're OK to go ahead, that's great, but it's worth knowing that replacing windows comes under the scope of the Building Regulations. These are designed to ensure safety, energy-efficiency and adequate ventilation.

As members of FENSA (Number 29329), one of the government-authorized Competent Persons Schemes*, we'll make sure that the works comply and will provide the certification you need to prove that the job's been done right.

Security

It's important that locks, handles and hinges - even frames and glazing - do their job and protect you and your family. Look out for features like multi-point locking, tested to the latest British Standards BS7950 security criteria and a Secured-by-Design accredited locking system. Also egress hinges where possible, which allow a window to open to 90° for emergency escape.

Energy efficiency and glazing choices

Window Energy Ratings (WER) were originally introduced in 2004 to help consumers compare the energy efficiency of different products. Taking into account the products solar gain (G factor - deemed a benefit at that time) and heat loss.

Building Regulations 2023 edition, Approved Doc L was updated to concentrate more on retaining heat (reducing heat loss) and less about the solar gain. This is measured by a U-value.

A U-value measures how effective a material is as an insulator. **The lower the U-value is, the better the material is as a heat insulator.** This shift is now more in line with "New Build" Regulations concentrating on how energy efficient a product is in **retaining any heat.** i.e. it's U-Value.

Building Regulations Approved Doc L 2023 for Existing Dwellings requires a minimum U-Value of 1.4.

The majority of our PVCu double glazed windows have a U-Value of 1.2 or triple glazed 0.89. Please see your quote for the exact U-value relating to your chosen product.

* The Scheme does not cover 'new build' frames. These frames will need to be certified by your local building inspector who is overseeing your new build project.



4

Window styles

Don't be put off by the jargon – it's really very simple to describe the style of a window. It only means how the window opens or where it is hinged. The most popular styles are casement, sash and tilt & turn.



Casement:

They have outward-opening panes (known as lights or vents), hinged from the top or side, possibly combined with fixed panes (known as fixed lights). Flush casements mean that when the window is closed, it sits flush within the frame, creating a flat surface on the outside.



Sash:

Sash windows have two panes, one vertically above the other – and both panes can slide to allow ventilation from the top or bottom.



Tilt & turn:

They open inwards – they are hinged at the base and tilt into the room for ventilation. After a turn of the handle they become side-hinged, allowing the window to swing into the room for cleaning.

Buying your windows and doors

We've created this handy checklist to help make sure you ask all the right questions...

- Ask what Window Energy Rating your windows will achieve – ask to see the certificate
- Understand locking systems and security features on offer
- Understand whether your window frames will be reinforced, and ask to see a sample
- Have you considered night vents or trickle vents?
- Ask about all the options of windows (and doors) you can choose from
- Have you seen samples of the colour options you can choose from?
- What is the warranty, does it cover manufacturing and installation? Which items are covered and how long for?

Please come to our showroom and see the products – not all PVCu products are the same quality

3



Casement windows...

The outward-opening **casement window** is perfect for bay and bow windows, for bedrooms and box rooms. It's the all-rounder with the variable layout that allows you to position the opening lights just where you want. Jazz them up or keep things plain, but always enjoy knowing you'll never need to waste time with a paintbrush.



Small, but perfectly formed...

A traditional cottage can be cosy, but sometimes the thick walls and tiny window apertures could leave you wishing for a more open and airy feel. Adding a **French-style window** sorts the problem and with the right choice of colour and glazing, you'll keep all your home's period charm.



Living the high life...

... is rather fabulous until you've got to get contractors in to clean the windows. Switch to a **tilt & turn** style and you can forget the problems. These ingenious windows tilt open for ventilation and when you want to clean them, they can swing right into your room. They're brilliant when your outside space is limited and the uncluttered lines make them a firm favourite for contemporary homes.



Thoroughly modern...

Minimalist architecture looks great alongside the understated frame of a **chamfered casement** style. These windows are deceptively simple and hide advanced features that make them both very strong and very good at insulating your home. They look fantastic in bold colours too.

Trickle vents...

In June 22 Building Regulations, Approved Document F , was updated to require dwellings to be **suitably ventilated** and avoid overheating by introducing background ventilation which requires the majority of replacement windows and doors to be fitted with trickle vents

Flush casement windows...

When you live in an older or unusual property, standard window designs can often end up compromising the appearance of your home.

They don't reflect the original character or style of the building, and although they may function perfectly well, their appearance isn't quite right.

Flush casement is different - it recreates the style of traditional craftsman-built timber windows. The opening panes don't stand proud of the frame but sit flush, nestled within it.



Profile 22 Optima by Dorset Windows

Welcome to a very special collection of windows and doors – *Optima*. It's a range that beautifully balances your needs and your aspirations. It delivers a safe, warm and weatherproof home alongside superb style.

Some windows are simple. Others are adorned with period details. Proportions differ, glass differs, colours differ. There are grand bays and bow windows, tiny feature windows in unusual shapes. There are windows with stained-glass panels, leaded glass, Gothic arches and Georgian bars.

This complexity has evolved naturally. As glass manufacturing techniques improved and building methods changed, windows changed too. They grew in size, becoming features of the architecture, subject to changing tastes and fashion. In the Georgian era, proportion was paramount. The Victorians loved detail. Today's architects love clean, spare designs.



ENHANCED
SECURITY



WEATHER
PERFORMANCE

6



With *Optima*, you can choose practically any style of window

With a sculptured or chamfered shape that's simple, and understated, it's ideal for traditional, heritage or contemporary properties, and there will be a window that's perfect for your home.

This is no ordinary glazing system. It's revolutionary. Its designers went back to the drawing board to create the best possible solutions. Huge investment has gone into its development and manufacture. Every tiny detail has been perfected, and the precision and quality are second to none. *Optima* is, simply, a world-class product, made in the UK to exceptional standards.

The system is integrated – every component works together for flawless elegance and it performs like a dream. It's slim, but it's strong, highly secure and durable. It's energy-efficient with a host of features to ensure your home is always protected from the elements. It has a gently curved or chamfered shape which looks as good in a newbuild home as it does in one that's centuries old. It's colourful if you want it to be and understated if you don't. Wherever you live, *Optima* fits perfectly. We believe *Optima* makes the best possible windows and doors.



Optima profiles and colour choices

Profiles

If you were to take a cross-section through a PVCu window frame, as well as the clever, insulating multi-chambered design and all the strengthening ribs, you'd see the shape of the frame. Broadly speaking these can be grouped into 'Chamfered', 'Sculptured' or 'Flush' profiles.

All the shapes have been designed to shed the rain and to be easy to keep clean. Maybe your home's architectural style suits one shape more than the other. Maybe you want to match some existing glazing. Maybe it's just down to your personal taste.

Modern in style, Chamfered is clean, crisp and angular.



Sculptured is softer with gentle curves for a softer finish.



Flush, as the name suggests, are completely smooth in design on the exterior and are designed to look like traditional timber windows.



- You can opt for double or triple glazing – ask about the different options
- All of our window frames can have inserts added to make them more thermally efficient. The more chambers the warmer you'll be
- External window cills come in different sizes. When we survey your property we will advise on the size you need



BS EN 7950



BS EN 12608

Optima is Kitemarked™ by the **British Standards Agency** and produced in accordance with internationally respected measures of management methods and environmental impact.

Optima is guaranteed. We work hard to ensure that the manufacturing and installation are faultless, but we're more than happy to offer a full insurance-backed, ten-year guarantee.

Colours

Today's PVCu windows come in all sorts of colours and wood-effect finishes.

Please ask us for all the latest options on colours and to see samples.

CLUB COLOURS



PREMIUM COLOURS



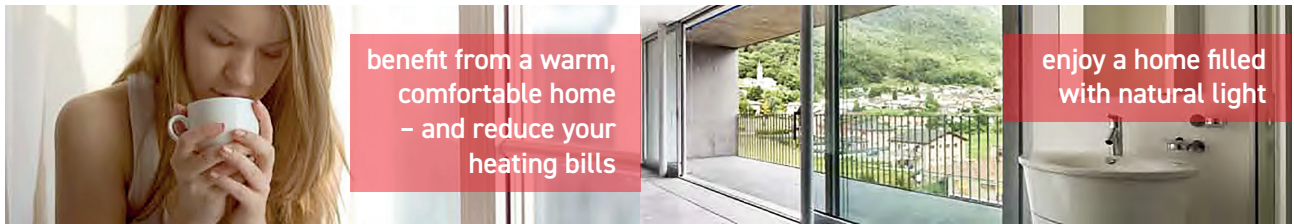
Performance and keeping fuel bills under control



All properties and buildings will lose some heat through their windows, walls and roof, but you can take measures to make sure your home loses as little heat as possible enabling you to turn down the heating a degree or two or even have the heating on for shorter periods of time. Also helping to reduce your energy bills and your carbon footprint.

To help do this ensure your new windows and doors have a low U-value. Building Regulations require at least a U-value of 1.4, most of our products are lower than this (the lower the better).

Please get in touch for more information.

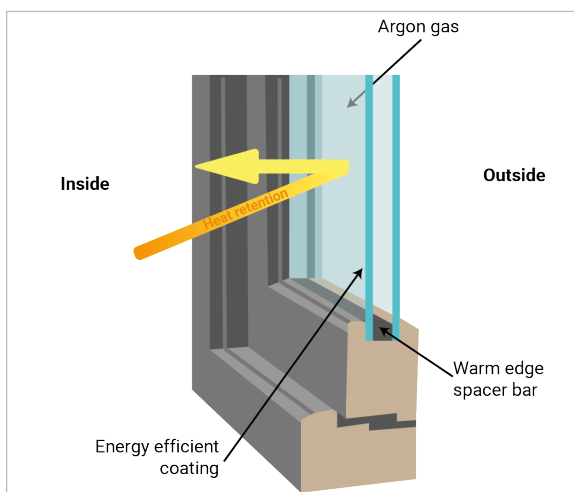


Winter Comfort



Choosing a glazing option with winter comfort benefits maximises heat retention in the season when you need it the most. Your home will benefit from energy-efficient heating without sacrificing warmth.

Energy efficient glass



It's never been more important to try and reduce your carbon footprint but ensuring that your home is as energy efficient as possible. Not only is this good for the planet but it means that you'll reduce your energy bills and keep your home warmer in the winter.

Please get in touch for more information regarding specific products.



A wide range of glazing styles

Not all glass is the same. As well as the different patterns of glass, various surface treatments can improve the insulating performance of glass or make it easier to keep clean. For doors and glazing near to floor level, toughened glass is a must.

If you have feature stained glass in your existing windows, it's worth knowing that these can be incorporated into your brand-new windows.

Decorative glazing



GEORGIAN BAR



ASTRAGAL BAR



DECORATIVE LEAD



DIAMOND LEAD



COLOURED LEAD

Double glazed units

Choosing new windows with energy efficient glass will reduce the energy consumption when compared with standard window glass and frames, whilst also reducing your heating bills.

It is important to ensure your home is as energy efficient as possible. The use of traditional hard coat low emissivity glass has become less and less over time, largely due to legislation changes as U values are typically higher and the glass is not as energy efficient. This has created a path for the next generation of soft coat low emissivity glass units. Soft coat products deliver superior thermal performance and are far more neutral in appearance than the previous hard coat low emissivity products.

Our supplier offers two different types of units, branded Ecopane and EcopanePlus. The Ug-value (glass only) of these products are 1.2 and 1.00



Triple glazed units

Triple glazing is just as it sounds, there are three panes of glass in the unit with two voids which are filled with Argon Gas. This increases the thickness of the unit and slows down the thermal transfer.

A double glazed unit is 24mm or 28mm thick.

Our triple glazed units are 40mm thick resulting in a window U- value of 0.89 (the Ug-value – glass only- is 0.5) when using Ecoplus glass.

Acoustic glazed units

The outer pane of the double glazed unit is made with Acoustic laminated glass, 6.4mm thick, to improve sound reduction.

The glass is made with special PVB (polyvinylbutyral) interlayers. The inner pane of the double glazed unit remains the same as a standard double glazed unit.

The noise reduction is approx. 34db (decibels) but this will depend on the location of the window and its surroundings.


A lawn mower is approx. 90db, a Hoover approx. 70db, a normal voice approx. 60db and 30db is similar to a whispered voice.

Patterned textured glass

Five levels of privacy are available – graded from 1 (least obscuration), to 5 (greatest obscuration).



FLEMISH
Privacy level 1




CHANTILLY
Privacy level 2



MINSTER
Privacy level 2



SYCAMORE
Privacy level 2



REEDED
Privacy level 2



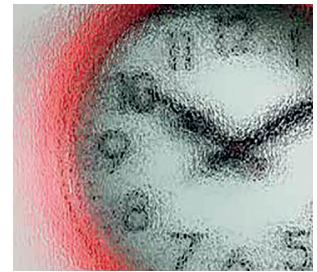
AUTUMN
Privacy level 3



DIGITAL
Privacy level 3



TAFFETA
Privacy level 3



CONTORA
Privacy level 4




STIPPOLYTE
Privacy level 4



CHARCOAL STICKS
Privacy level 4




COTSWOLD
Privacy level 5




ARCTIC
Privacy level 5



EVERGLADE
Privacy level 5



CASSINI
Privacy level 5




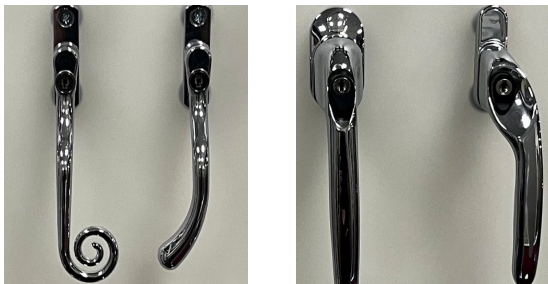
TRIBAL
Privacy level 5



SATIN
Privacy level 5

Handles and hardware

As the range of PVCu window styles has grown, so has the choice of hardware. Now you can select fittings that are appropriate to the style of your windows whether that Inline, Cranked, Tear Drop or Monkey Tail and they come in a large selection of coloured finishes.



Our finishes available:

- Grey
- Black
- Antique Black
- Gold (Brass)
- Satin Silver
- Graphite
- Chrome
- Bright Bronze
- White

Hardware includes multi-point locking systems that secure the frames, tested to withstand attack but simple and easy to use and hinge guards where appropriate.

Ask about our latest handle and hardware choices.

Protection and security

Safe and secure for your protection and reassurance

The difference starts with the attention to detail that's gone into the design:

- Securely located beads meeting PAS24 standards
- Internally glazed – glass can't be removed from the outside
- Strategic wall thickening for secure hardware positioning
- The Eurogroove is central for superior security and strength
- More thermal chambers; six in the outer frame, five in the sash (eight or six with RCM thermal inserts)

Reliable, straightforward and simple for your convenience

Optima windows and doors are fitted with the best possible hardware – robust hinges and locking handles, high-security locks, reassuring multi-point locking systems.



***Optima* meets the high standards of security** required by the Association of Chief Police Officers' Secured by Design scheme.

We won't compromise your security

PVC-u doors

PVC-U residential doors are adaptable, insulating and they put up with everything – the weather included. They can take the best high-security locking systems. They need very little care and attention and just keep looking good, year after year.



With *Optima* PVC-u doors, every one of those features is that bit better – they're stronger, more energy efficient, more resistant to the elements. They're more secure and even more attractive.

The doors are available in a vast range of styles, glazed, half-glazed and unglazed. They can be combined with fixed lights at the side to create a brighter hallway. They can be colourful, bold and cheerful, or subtle with the simplest infill panel and a muted shade.



French doors

French doors are wonderfully versatile – they make a great addition to a conservatory and work really well in porches, garden rooms and summer houses.

The simple symmetry of the layout is, of course, part of the charm, but two opening panes give you lots of options. When closed, they're a great way to add light to a dull room or to let you enjoy more of your garden all year round. You can open one or both leaves depending on the weather or direction of the breeze.

Optima French doors can be configured to open outwards or inwards to suit your space – you can dress them up with Astragal bars or feature glazing. You can choose the classic Georgian multi-paned appearance or go for pared-back simplicity. Whatever you choose, you'll get incredible standards of finish, thermal performance, security and durability, alongside the benefit of our trademark slim and graceful sections.

All it takes is 5 simple steps:



1. Free site review We will visit your home, carry out a free review, listen to what you would like to achieve and give you all the advice or recommendations you need – and with no hassle or gimmicks!



2. Specification and quote During the review, we will sit down with you and recommend your ideal window and door spec – and a detailed quotation.



3. Scheduling If you decide to go ahead, we'll carry out a manufacturing survey and agree a start date for the installation.



4. Manufacturing Your doors and windows will be precision engineered by our suppliers at their factories and then installed by us.



5. Installed and approved Our team will quickly install and finish your new doors and windows for you to enjoy.

Visit us or call **01202 825225** for your free, no-obligation quotation



12 Victory Close, Woolsbridge Industrial Estate,
Three Legged Cross BH21 6SX

www.dorsetwindows.co.uk



DorsetWindows^{Ltd}

Success Built on Recommendation